

**CHEMICAL PUMPS** SINCE 1992



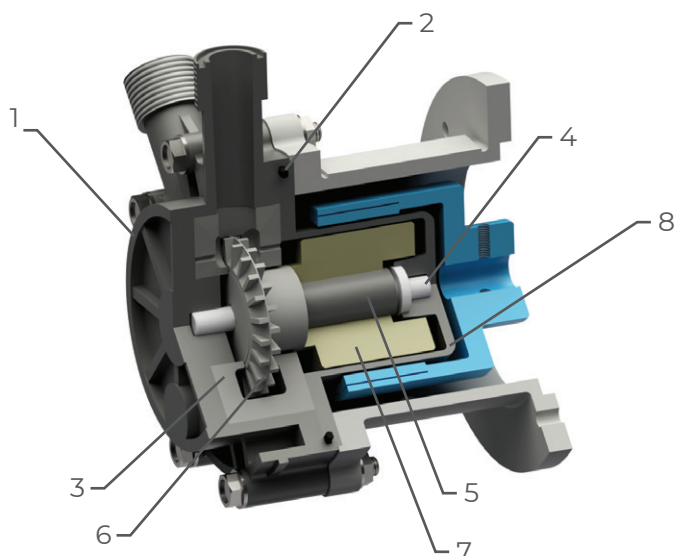
**GENERAL  
CATALOGUE**

2025 | 2026

# MAG-DRIVE TURBINE PUMPS

## SEAL-LESS MAG DRIVE TURBINE PUMPS

In seal-less magnetic drive turbine pumps, the external magnet is directly connected to the motor shaft and it transmits the torque to the internal magnet. The magnetic field created produces a rotation without physical contact between the parts and the turbine spins and moves the fluid. The rear casing is placed between the two magnet joints and it hermetically closes the hydraulic part from the motor.



GemmeCotti supplies three different models of mag drive turbine pumps:

### HTT PP/PVDF

- Thermoplastic pumps made of PP or PVDF.
- Capacity up to 9 m<sup>3</sup>/h.
- Head up to 48 mlc.

### HTT-SP PP/PVDF

- Thermoplastic pumps made of PP or PVDF.
- Capacity up to 6 m<sup>3</sup>/h.
- Head up to 24 mlc.
- Machined from a block.
- Self-priming up to 5 m.

### HTA AISI 316

- Metallic pumps made of stainless steel AISI 316.
- Capacity up to 7 m<sup>3</sup>/h.
- Head up to 76 mlc.

MATERIALS IN CONTACT WITH THE LIQUID			
PART NUMBER - DESCRIPTION	TURBINE PUMPS		
	HTT	HTT-SP	HTA
1 - PUMP HEAD	PP or PVDF	PP or PVDF	AISI 316
2 - O-RING	EPDM or VITON	EPDM or VITON	EPDM or VITON
3 - FRONT AND REAR DISC	PP or PVDF	PP or PVDF	PTFEC
4 - SHAFT + RING	CERAMIC Al <sub>2</sub> O <sub>3</sub> 99,7%	CERAMIC Al <sub>2</sub> O <sub>3</sub> 99,7%	HASTELLOY-C 276
5 - BEARING	PTFEC	PTFEC	PTFEC
6 - IMPELLER	PVDF	PVDF	AISI 316
7 - INTERNAL MAGNET	PP or PVDF + NdFeB	PP or PVDF + NdFeB	AISI 316 + SmCo
8 - REAR CASING	PP or PVDF	PP or PVDF	AISI 316

## METALLIC MAG-DRIVE REGENERATIVE TURBINE PUMPS



### STANDARD

- Static shaft in HC 276.
- Chemical resistant PTFE/Carbon sleeve bearings standard.
- High torque magnetic coupling.
- Direct starting motors.

### OPTIONAL

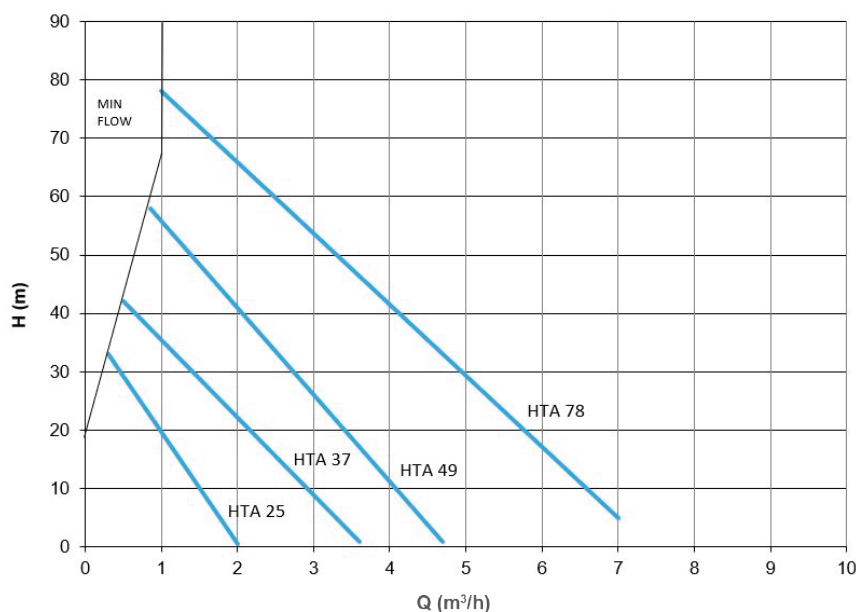
- DIN or ANSI flanges available.
- Explosion proof motor.
- Dry-running protection device.
- Baseplate.
- Available in ATEX version for zone 1 II2G and zone 2 II 3G (pump mod. EM-T AISI 316).

**Mag drive regenerative turbine pumps** series HTA are made of **AISI 316** and are suitable for solvents, hydrocarbons, dangerous and inflammable liquids. Thanks to the innovative mag drive system, pumps model HTA **reduce the risks of leakage and emissions and maintenance costs**. The transmission of the motion occurs through magnetic joints without any mechanical seal. This design guarantees the maximum **hermetic safety and efficiency**. The pumped liquid has to be clean and without solids in suspension. Pumps series HTA are also available in **ATEX version for zone 1 and 2** (pump model EM-T AISI 316).

### MAIN FEATURES

- **High head / low flow capability** minimizes by-pass requirements.
  - **Materials available:** AISI 316.
  - **Materials in contact with the liquid:** casing and impeller: stainless steel AISI 316; o-ring EPDM/VITON; bushing: PTFEC; shaft: Hastelloy C276.
  - **Max flow** 7 m<sup>3</sup>/h; **Max head:** 76 m.c.
  - **Max temperature:** 160°C.
  - **Max viscosity:** 45 cPs.
  - **Pressure Rating** NP 25 at 20°C.
  - Impeller design handles up to 20% entrained gas.
- Ideal for pumping liquefied gas.**

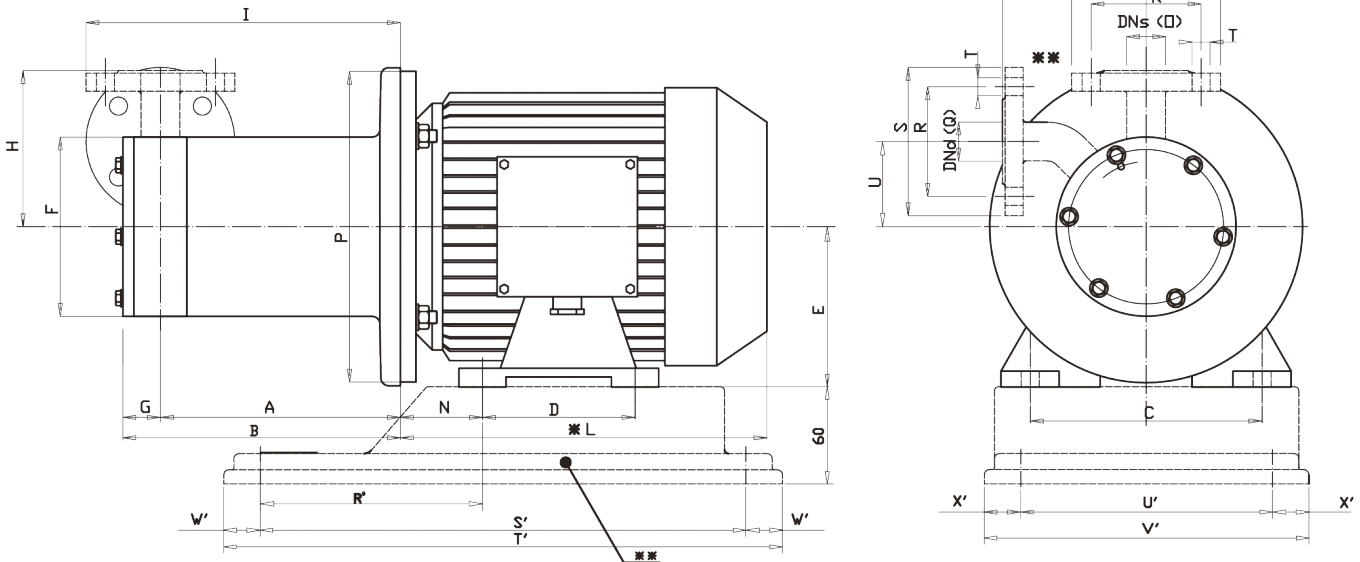
### PERFORMANCE CURVES 50Hz - 2900 RPM



## HTA TECHNICAL DATA

PUMP SIZE	MATERIAL	Q MAX		H MAX		SUCTION CONNECTION	DISCHARGE CONNECTION	PUMP WEIGHT (kg)	SUITABLE MOTOR POWER (kW) 2900 rpm	MOTOR FLANGE AND FRAME
		50Hz (m³/h)	60Hz (USGPM)	50Hz (m/c)	60Hz (ft)					
HTA 25	AISI 316	2	10	32	140	3/4" FEMALE	3/4" FEMALE	7.5	1.1	80 - B3 / B5
HTA 37	AISI 316	3.5	19	43	180	3/4" FEMALE	3/4" FEMALE	7.5	1.1 2.2	80 - B3 / B5 90 - B3 / B5
HTA 49	AISI 316	4.7	25	58	235	1" FEMALE	1" FEMALE	14.2	2.2 3	90 - B5 100 - B5
HTA 78	AISI 316	7	36	76	320	1" FEMALE	1" FEMALE	19	3 4	100 - B5 112 - B5

## HTA 25-37 SS / EM-T 25-37 SS (ATEX VERSION)



## DIMENSIONS - mm -

PUMP TYPE	MOTOR FLANGE B3-B5		DIMENSIONS - mm -															BASEPLATE DIMENSIONS - mm -							
	SIZE	kW	A	B	C	D	E	F	G	H	I	*L	M	N	O	P	Q	U	R'	S'	T	U'	V'	W'	Z'
HTA 25	802B	11	167	192	125	100	80	123	25	100	218	232	98	50	3/4" FEMALE	200	3/4" FEMALE	61	120	302	350	157	205	24	24
HTA 37	802B 90 L2	11 22	167 177	192 202	125 140	100 125	80 90	123	25	100	220 230	232 280	98	50 56	3/4" FEMALE	200	3/4" FEMALE	61	120 132	302	350	157	205	24	24

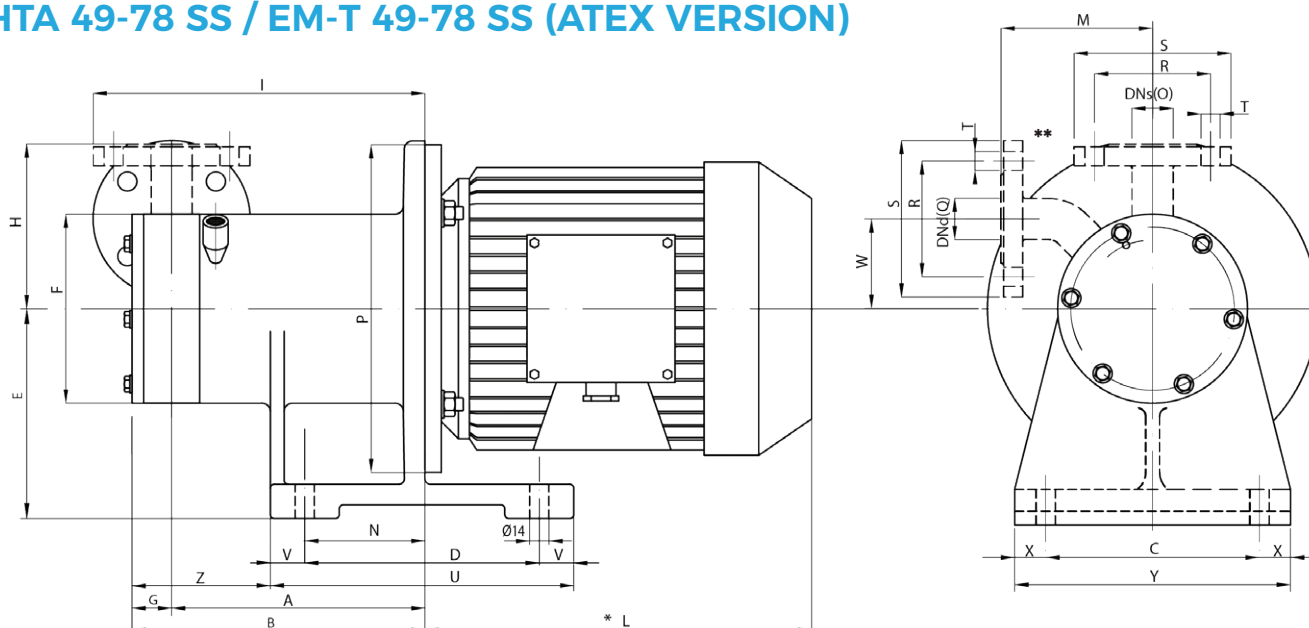
## FLANGES DIMENSIONS - mm -

PUMP TYPE	R	S	T	DNs	DNd	
HTA 25-37	75	105	14	20	20	DN20 PN40

\* Different according to the motor supplier. \*\* OPTIONAL UPON REQUEST: DIN or ANSI Flanges and Baseplates. NOTE: DIRECTION OF ROTATION IS COUNTER CLOCKWISE AS SEEN WHEN FACING THE MOTOR. PUMPS AVAILABLE THREADED OR FLANGED.



### HTA 49-78 SS / EM-T 49-78 SS (ATEX VERSION)



### DIMENSIONS - mm -

PUMP TYPE	MOTOR B5		DIMENSIONS - mm -																				
	SIZE	kW	A	B	C	D	E	F	G	H	I	*L	M	N	O	P	Q	U	V	W	X	Y	Z
HTA 49	90 L2	22	185	215	155	170	150	139	30	121	253	280	111	109	1" FEMALE	200	1" FEMALE	220	25	62.5	22.5	200	91
	100 L2	3	205	235	155	170	150	139	30	121	263	316	133	119	1" FEMALE	250	1" FEMALE	220	25	85.5	22.5	200	91
HTA 78	100 L2	3	205	235	155	170	150	158	30	133	263	316	133	119	1" FEMALE	250	1" FEMALE	220	25	85.5	22.5	200	91
	112 M2	4	205	235	155	170	150	158	30	133	263	316	133	119	1" FEMALE	250	1" FEMALE	220	25	85.5	22.5	200	91

### FLANGES DIMENSIONS - mm -

PUMP TYPE	R	S	T	DNs	DNd	
HTA 49-78	85	115	14	25	25	DN25 PN40

\* Different according to the motor supplier. \*\* OPTIONAL UPON REQUEST: DIN or ANSI Flanges.  
NOTE: DIRECTION OF ROTATION IS COUNTER CLOCKWISE AS SEEN WHEN FACING THE MOTOR.  
PUMPS AVAILABLE THREADED OR FLANGED.



**GEMMECOTTI SRL**

Via Po 23-25-27  
20031 Cesate MILANO | ITALY  
EUROPEAN UNION

Ph: +39 02.96460406  
info@gemmecotti.com



[www.gemmecotti.com](http://www.gemmecotti.com)

